



Overdrive on Kobo

If you have one of the following Kobo models, you can search Overdrive for library books directly on your device. If you have an older model Kobo, you will have to download ebooks to your computer and transfer to your Kobo using Adobe Digital Editions. Please ask a librarian for more information on this process.

Kobo models with built-in Overdrive:

Kobo Forma

Kobo Aura ONE

Kobo Aura H2O Edition 2

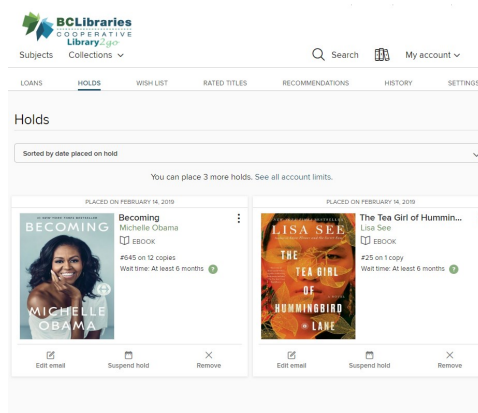
Kobo Aura Edition 2

Kobo Clara HD



To view or cancel holds

1. On a computer or smart device, navigate to www.sechelt.bclibrary.ca
2. Hover your cursor on the **Find books and more** tab
3. Click **Library2Go: ebooks and audiobooks**
4. Click **sign in**. Select your library from the dropdown menu and click **go**.
5. Enter your **library bar code and pin**.
6. Click **My Account** → **Holds**
7. Under each hold you will see options to suspend the hold or remove the hold. You can also see your approximate wait time.



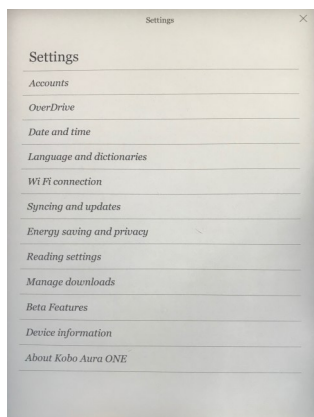

Overdrive on Kobo

How to download ebooks on your Kobo ereader



Set up Overdrive Account

1. Tap the **Menu** in the top left corner.
2. Tap **Settings**
3. Tap **Overdrive**
4. Tap **Get Started**
5. Tap **Sign in to Overdrive**
6. Search for Sechelt Library
7. On the next page, select Sechelt Library in the list.
8. Enter your **library barcode** with no spaces under the card number heading and enter your **pin** under the pin heading. Your pin is the last 4 numbers of your phone number unless you've changed it. Press sign in.




Returning books

Books will be returned automatically at the end of the loan period. If you would like to **return a book early**, follow the following steps:

- 1) Tap on the three dots next to the book on your Kobo.
- 2) Tap **Return**.
- 3) Confirm in the pop-up window.
- 4) Tap the **three dots** again.
- 5) Tap **Remove**. Select **Remove from My Books** in the pop-up window.




You are able to have **5 items** on hold and **5 items** checked out at one time.



Searching for books

Searching for a book:

1. Click the **search symbol** in the top right of the Home screen.
2. On the right of the search bar, tap **My Books** and change to **Overdrive** to search the library's collection.
3. Type in your search term.
4. Tap **borrow** next to the title you would like. The book will begin to download automatically.
5. If the book is not available, press Place a Hold. You will receive an email when the hold is available.



Browsing for a book:

1. Tap the **Menu** in the top left corner.
2. Tap **Kobo store**
3. Tap **British Columbia Libraries**
4. Click on View All next to the category you are interested in or tap the next page to browse.

