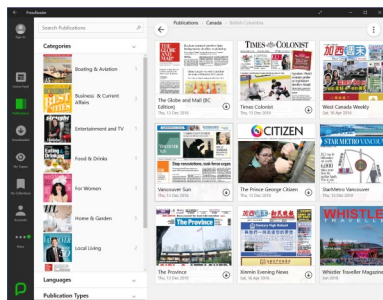


## Finding Newspapers

1. Select Publications (Website: Look for the menu on the top left).
2. You can search for a newspaper by title or browse by category, country, language or type.
3. Select the newspaper you would like to read.
4. **On the Computer:** Click on the arrows to browse through the newspaper. Click on the articles to zoom in to read.
5. **On the app:** Click open to read the latest issue. Swipe with your fingers to move from page to page. Use the pinch gesture to zoom in and out.

**Past issues:**  
Use the calendar on the main page of the publication to view past issues.



## Share or Print Articles

On the website:

1. Select the page with the article you want to print or share.
2. Right-click anywhere on the article you would like to print or share. A menu will open with different options, including print and share.

**Share:** You will be given a menu with options based on what social media you have attached to your pressreader account.

**Print:** You will see a menu of print options. Follow your computer's instructions to print.

In the app:

1. Hold your finger on the app you would like to share or print.
2. Click the option you would like and follow your device's instructions.

## Pressreader

Newspapers from around the world on your computer, tablet and smart device.



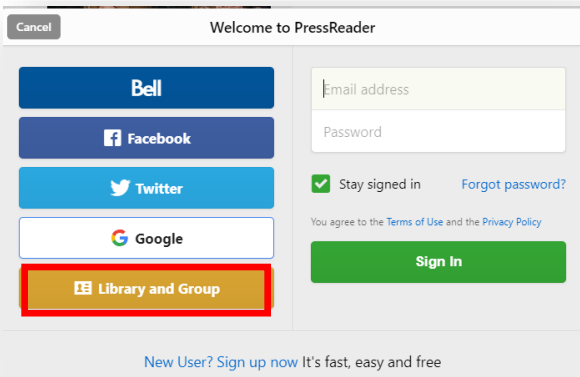
Space to think

## Access on Computer

Pressreader gives you access to thousands of the world's leading magazines and newspapers in 60+ languages from more than 100 countries.

### To access Pressreader on your computer:

1. Navigate to <https://sechelt.bc.libraries.coop/research/databases/complete-list/>
2. Scroll down to **Pressreader** and **click** the link.
3. To access pressreader from home, you will need to **create an account**.




## Create an Account

### Website:

1. Click **Sign in** (top right)
2. Click **Library and Group**
3. **Search** for Sechelt Public Library.
4. Enter Library Card number without spaces and Pin. Pin will be the last 4 digits of your phone number unless you have changed it.
5. Fill in your information in the form, or click **No, thanks**.

### App:

1. Tap Sign in
2. Tap More... 
3. Select Library
4. **Search** for Sechelt Public Library
5. Enter Library Card number without spaces and Pin. Pin will be the last 4 digits of your phone number unless you have changed it.
6. Fill out the form with an email address and password. Next time you log in you can use the email and password to log in.

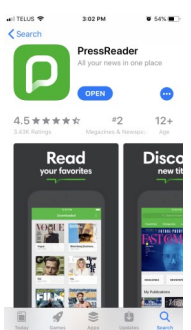
## Pressreader App

### On an android device:

1. Open Google Play Store
1. Search for **Pressreader**
2. Click **Install**. Follow on-screen instructions to complete installation.
3. The application is displayed as "**Pressreader**" on your home screen .

### On an apple device:

1. Open App Store
2. Search for **Pressreader**
3. Click **get**
4. Click **Install**
5. Enter **apple ID password** if prompted.



Follow the Instructions in Create an Account to log in and use the app.